

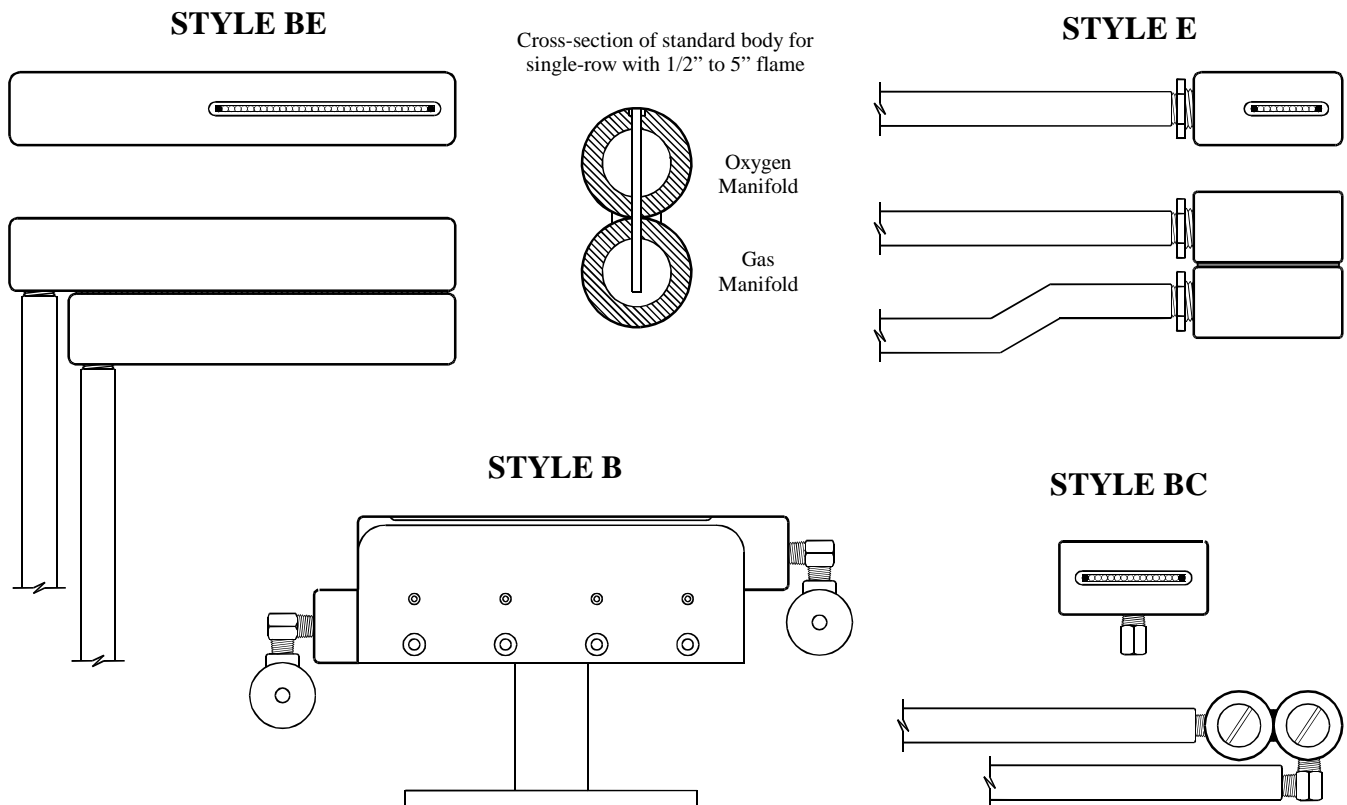
TUBULAR SURFACE MIXED RIBBON BURNERS

Knight tube type surface mixed ribbon burners are available in four standard models. Burner bodies are fabricated from stainless steel in several sizes. (See chart.) They can be supplied in any flame length from 1/2" to 36" of continuous fire. Because they are surface mixed, no mixer is required for operation. This burner has the widest possible range of turndown without the risk of backfire that you have on conventional premix burners. They will operate on most major fuel gases, including hydrogen. Normally supplied with a single row of porting, this burner can also be made with two or three rows of ports for special applications. Contact our technical sales personnel with your application requirements.

STYLE	TYPE	DESCRIPTION
Style BE	Machine Mount	Bottom end feed - 90° to body
Style B	Bench Mount	In bench stand with base (available less base)
Style E	Machine Mount	End feed - Parallel to body
Style BC	Machine Mount	Bottom center feed

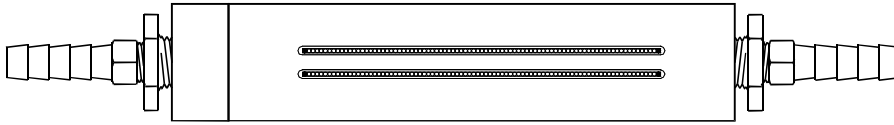
When ordering please include:

- Style
- Number of rows of ports
- Width of flame space required




SURFACE MIXED RIBBON BURNERS

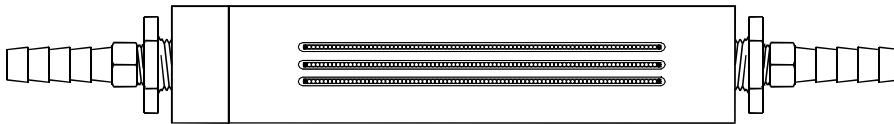
MULTI-ROW PORTING




STYLE B - 2 Row (less base and stand)



* Water cooling available upon request *



STYLE B - 3 Row (less base and stand)



Burners with single-row porting are supplied standard from 1/2" to 5" in 3/8" (0.675) schedule 80 bodies.

5-1/8" to 12" burners are supplied in 3/4" (1.050) schedule 80 bodies.

Two and three-row models are supplied in 3/4" (1.050) or 1" (1.315) pipe.

Center to center spacing on two and three-row burners is 0.250".

Note: Other burner body sizes are available upon special request.

FLAME LENGTHS AVAILABLE:

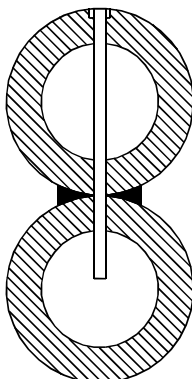
2-Row - from 1/2" to 4"

3-Row - from 1/2" to 3"



OXYGEN
MANIFOLD

GAS
MANIFOLD



Cross-section of standard body for single-row with 5-1/8" to 12" flame space.

AVAILABLE BURNER BODY SIZES

	PIPE SIZE	WIDTH	HEIGHT	FLAME LENGTH
§	1/8-80	0.405	0.810	1/2" - 1"
§	1/4-80	0.540	1.080	1/2" - 3"
	3/8-80	0.675	1.350	1/2" - 7"
§	1/2-80	0.840	1.680	1/2" - 9"
	3/4-80	1.050	2.100	3" - 12"
	1-80	1.315	2.630	6" - 18"
§	1-1/4-80	1.660	3.320	12" - 24"
§	1-1/2-80	1.900	3.800	18" - 36"

- § • Special sizes which require longer lead time
- Special "long-life" housings available
- Custom mounting brackets also available